

ALL IN Campus Democracy Challenge




Chicago Challenge Summary

We invite you to review the Chicago Challenge Summary. With over 200,000 college students in Chicago, college student voters in the state will play an important role in local, state, and national elections. Chicago campuses participating in the ALL IN Campus Democracy Challenge are automatically participating in the Chicago Campus Voting Challenge.

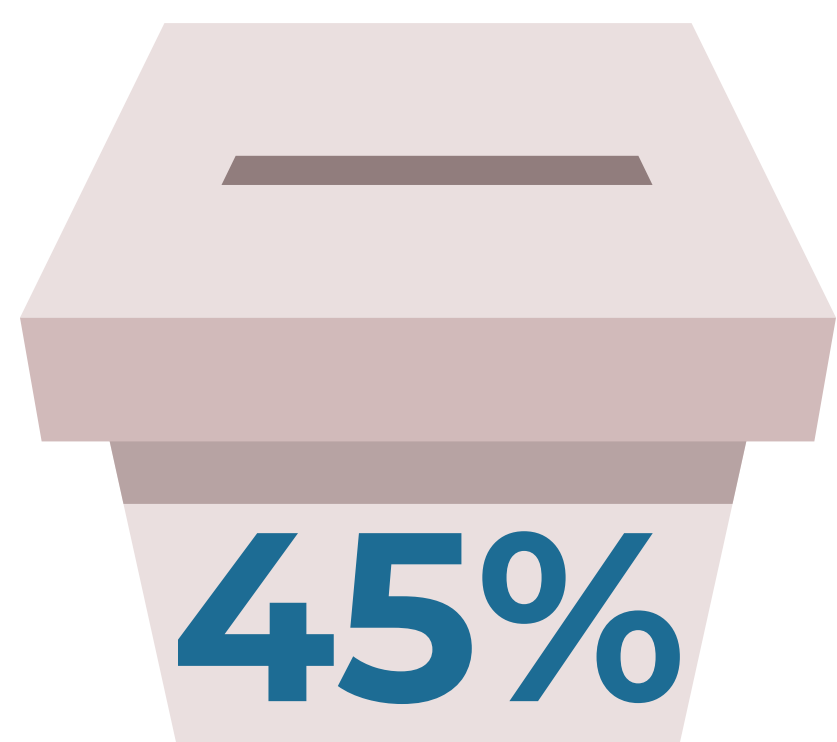
7 participating campuses

- 3** public institutions
- 4** private institutions
- 7** 4-year institutions
- 0** 2-year institutions



25%

of Chicago campuses are participating in the Challenge



Average voting rate among ALL IN Chicago campuses in 2018

44%

of Chicago students are at a campus in the Challenge




99,136

of 225,864 Chicago students



of ALL IN campuses in Chicago have authorized NSLVE



23%

Average 2018 campus voter turnout increase at ALL IN Chicago campuses



4 Chicago campuses have submitted a 2020 action plan

1

Chicago campus president is a signatory on the ALL IN Presidential Commitment



Average 2018 voter registration rate at ALL IN Chicago campuses

5 

seals were awarded to Chicago institutions in 2018 for having a voter turnout rate of 40% or higher

Participating Campuses:

Campuses in bold have signed the presidents' commitment.

Columbia College Chicago, **Loyola University Chicago**, **Northeastern Illinois University**, **Northwestern University**, The Chicago School of Professional Psychology, University of Chicago, and University of Illinois at Chicago.